



TYPOGRAPHIC FORM IN SPACE

Assignment #2

TABLE OF CONTENTS

TABLE OF CONTENTS

OPENING THOUGHTS.....

CHOSEN FONTS

CUTTING.....

100 SKETCHES.....

FINAL 20.....

SELECTED 8.....

FINAL

REFLECTION

OPENING THOUGHTS

OPENING THOUGHTS

This second assignment is very interesting and similar to stuff I've done before. Although the work is tedious it's also somewhat therapeutic. I like how we get to see and interact with the letters physically and I see how the anatomy we learned in the previous assignment helps in this assignment as well. All of these assignments have inspired me to use type more in my personal work, I feel like there are a lot of ways type can be used creatively that I have yet to explore.

CHOSEN FONTS

I chose Gill sans and Didot as my typefaces for this assignment. I wanted to have thick and thin lines with a wide range of variety and I felt like these two fonts fit perfectly

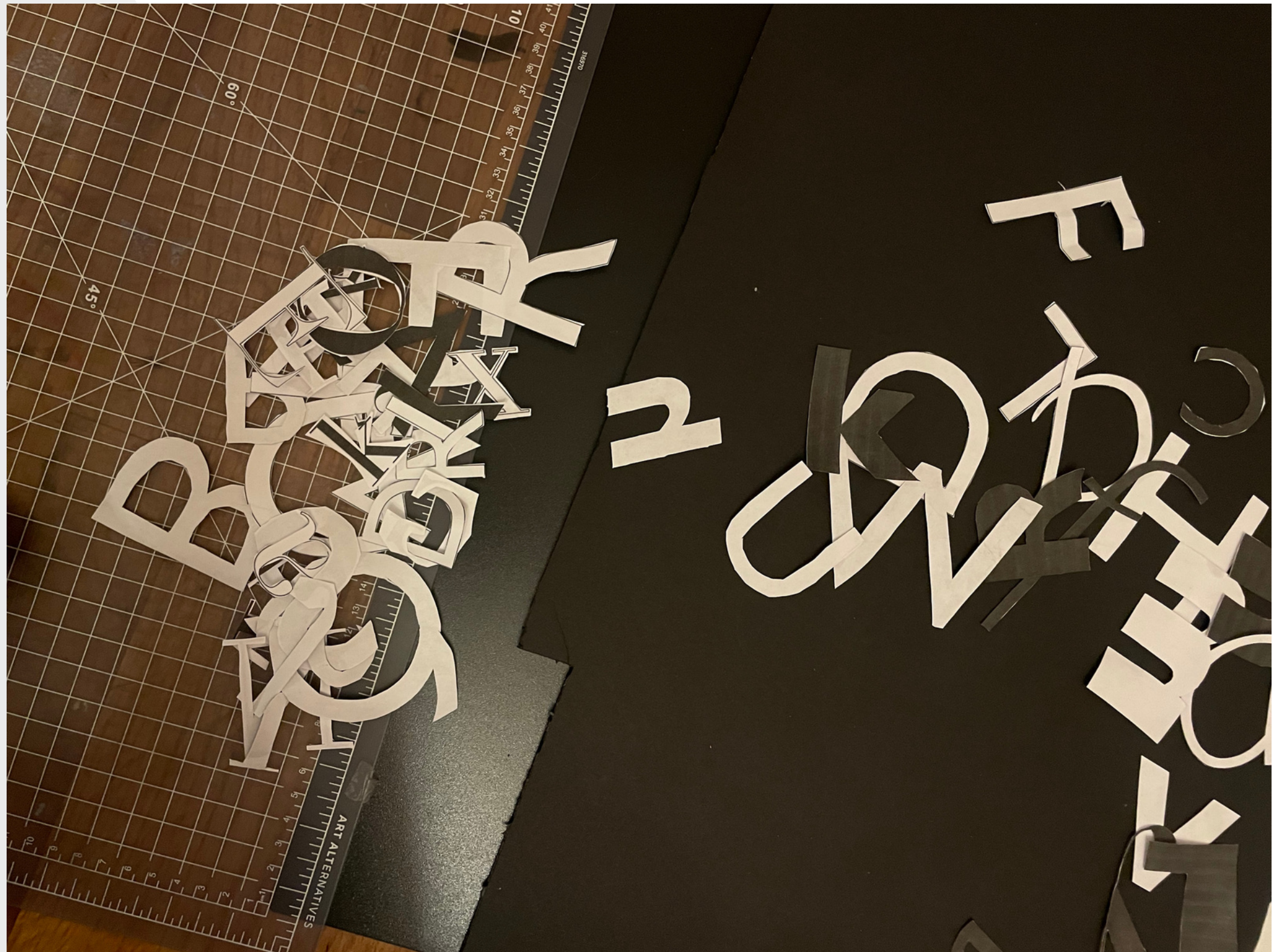
S o **f** g **r** w
V **R** K
L l m **n**
h W
a b c **d** e

W g j a
x **y** z
K f o
R **s** e
w a **r**
o p **k**
v f **A**

CUTTING

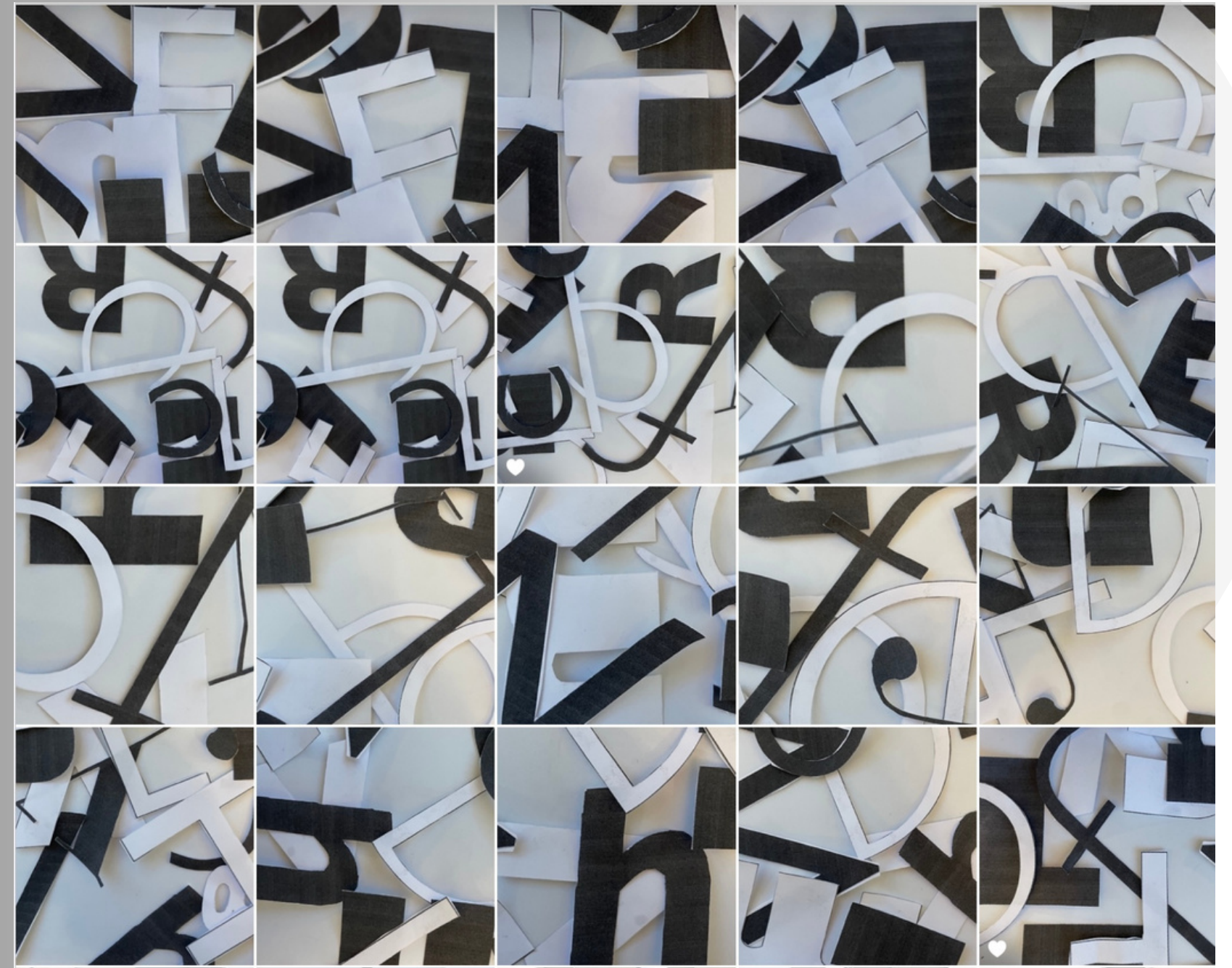
CUTTING

The cutting process was definitely annoying. it was hard to get all the letters cut exactly but I watched a couple of movies and got in the zone so it wasn't too bad after all.



100 SKETCHES

100 SKETCHES



100 SKETCHES

100 SKETCHES



100 SKETCHES








The image is a graphic design featuring a 3x4 grid of 12 squares, each containing a different abstract black and white pattern. The patterns are composed of various geometric shapes, lines, and curves, creating a dynamic and modern visual. The grid is set against a light gray background. On the left side, the text "FINAL 20" is displayed in a large, bold, black font, with a smaller, lighter version of the same text below it. A thin blue horizontal line is positioned above the text.

FINAL 20

FINAL 20

Making my sketches digital was probably the more fun part of this assignment. I really enjoyed seeing my compositions come to life.





SELECTED 8

SELECTED 8

FINAL

FINAL

REFLECTION

Overall this second assignment has been fun. I did stuff similar to this in IN Design in my graphic design class at my previous college, UGA. I feel like I definitely had an advantage in cutting out the letters as my hand is very steady from being a tattoo artist, so I was glad I had that in my favor. It was fascinating to see how letters became shapes and concrete ideas became abstract, that was probably my favorite part of this assignment, as well as the editing step where I was able to see my compositions truly come to life.